

ELETTROPOMPE

TOM DC 100

ELECTROPUMPS


TO.ME.S. DIESEL

SINCE 1977 Made in Italy ISO 9001:2008



Elettropompe a palette autoadescanti con motore a corrente continua. Corpo pompa in ghisa verniciata. Equipaggiata con l'esclusivo sistema TO.ME.S. di ottimizzazione del trasferimento dei fluidi che aumenta l'efficienza e le prestazioni, diminuendo i decibel.

Self-priming vanes Electric pumps, powered by DC motor. Body pump made of painted cast iron. Equipped with TO.ME.S. exclusive fluid transfer optimization system which increases efficiency and performance while reduces decibels.



CLAMP 1,8 mt



CAST IRON



ANTI-FLOODING



BLEEDER VALVE



30'

by/PASS



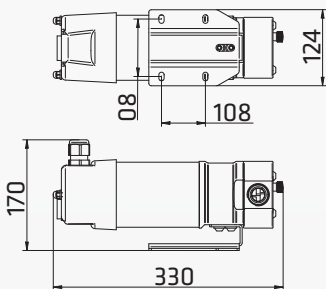
FREE MAX 109 LT/MIN

inlet FILTER 730µm

1 bar PRESS 100 LT/MIN

DIMENSION

(mm)



ACCESSORIES

DMNG0350

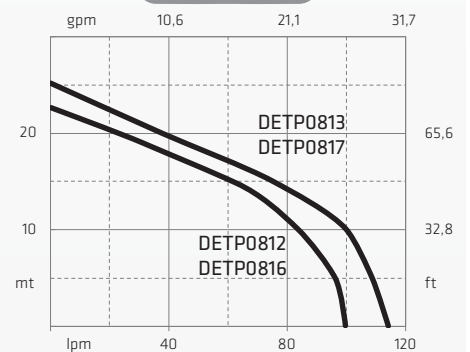


SUCTION



BATTERY PERFORMANCE NECESSARY
12v 125Ah - 24v 63Ah

PERFORMANCE



name	flow rate		volts	watt	amperè max	RPM	IN	OUT	weight		packing		code
	LPM	GPM							kg	lbs	cm	inch	
TOM DC	82	21,7	12	300	74	3500	1" F BSP	1" F BSP	10,5	23,1	34 x 18 x 26	13,4 x 7,1 x 10,2	DETP0812
	82	21,7	12	300	74	3500	1" F BSP	1" F BSP	10,5	23,1	34 x 18 x 26	13,4 x 7,1 x 10,2	DETP0816 *
	100	26,4	24	300	43	3500	1" F BSP	1" F BSP	10,5	23,1	34 x 18 x 26	13,4 x 7,1 x 10,2	DETP0813
	100	26,4	24	300	43	3500	1" F BSP	1" F BSP	10,5	23,1	34 x 18 x 26	13,4 x 7,1 x 10,2	DETP0817 *