

TO.ME.S. DIESEL

SINCE 1977 Made in Italy ISO 9001:2008



Elettropompe a palette autoadescanti con motore a corrente continua. Corpo pompa in ghisa verniciata. Equipaggiata con l'esclusivo sistema TO.ME.S. di ottimizzazione del trasferimento dei fluidi che aumenta l'efficienza e le prestazioni, diminuendo i decibel.

Self-priming vanes Electric pumps, powered by DC motor. Body pump made of painted cast iron. Equipped with TO.ME.S. exclusive fluid transfer optimization system which increases efficiency and performance while reduces decibels.



CLAMP 1,8 mt



CAST IRON



ANTI-FLOODING



FUSE



by/
PASS



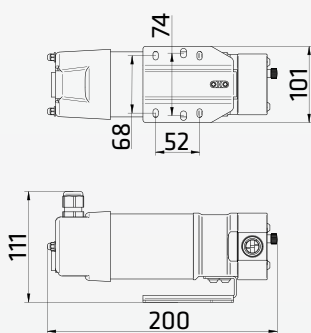
FREE MAX
45
LT/MIN

DUTY CYCLE
30'

1 BAR PRES.
39
LT/MIN

DIMENSION

(mm)

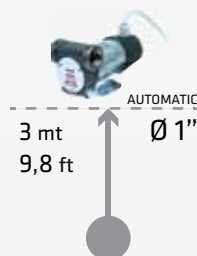


ACCESSORIES

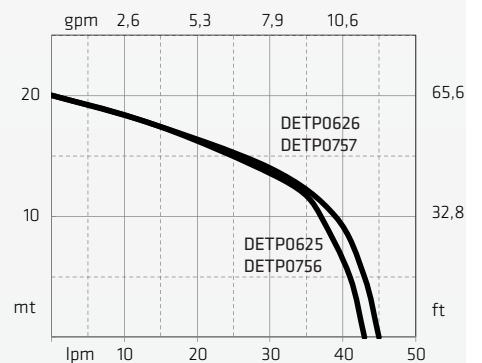
DMNG0349



SUCTION



PERFORMANCE



name	flow rate		volts	watt	amperè max	RPM	IN	OUT	weight		packing		code
	LPM	GPM							kg	lbs	cm	inch	
SML	37	9,8	12	25	31	4800	1" F BSP	1" F BSP	4,2	9,3	23 x 15 x 20	9,1 x 5,9 x 7,9	DETP0625
	39	10,3	24	70	18,5	5150	1" F BSP	1" F BSP	4,2	9,3	23 x 15 x 20	9,1 x 5,9 x 7,9	DETP0626
	37	9,8	12	25	31	4800	1" F BSP	1" F BSP	4,2	9,3	23 x 15 x 20	9,1 x 5,9 x 7,9	DETP0756 *
	39	10,3	24	70	18,5	5150	1" F BSP	1" F BSP	4,2	9,3	23 x 15 x 20	9,1 x 5,9 x 7,9	DETP0757 *